

KKF 2K-0

TECHNOLOGY FOR A SUSTAINABLE TOMORROW



Conveying



APPLICATION

Chain conveyors with endless chains with feed dogs in closed troughs are suitable for the transport of bulky material.

This version of Vecoplan-chain conveyors transports the material in the upper run by means of two outside conveying chains with 11.2 or 16 t breaking load. The chains run on low-wear chain guide rails and are additionally covered in the entire conveying course so that no material can get into the chain.

This version of chain conveyors is particularly suitable as a discharge conveyor e.g. after discharge silos like push & pull rod dischargers or loading-/unloading conveyors.

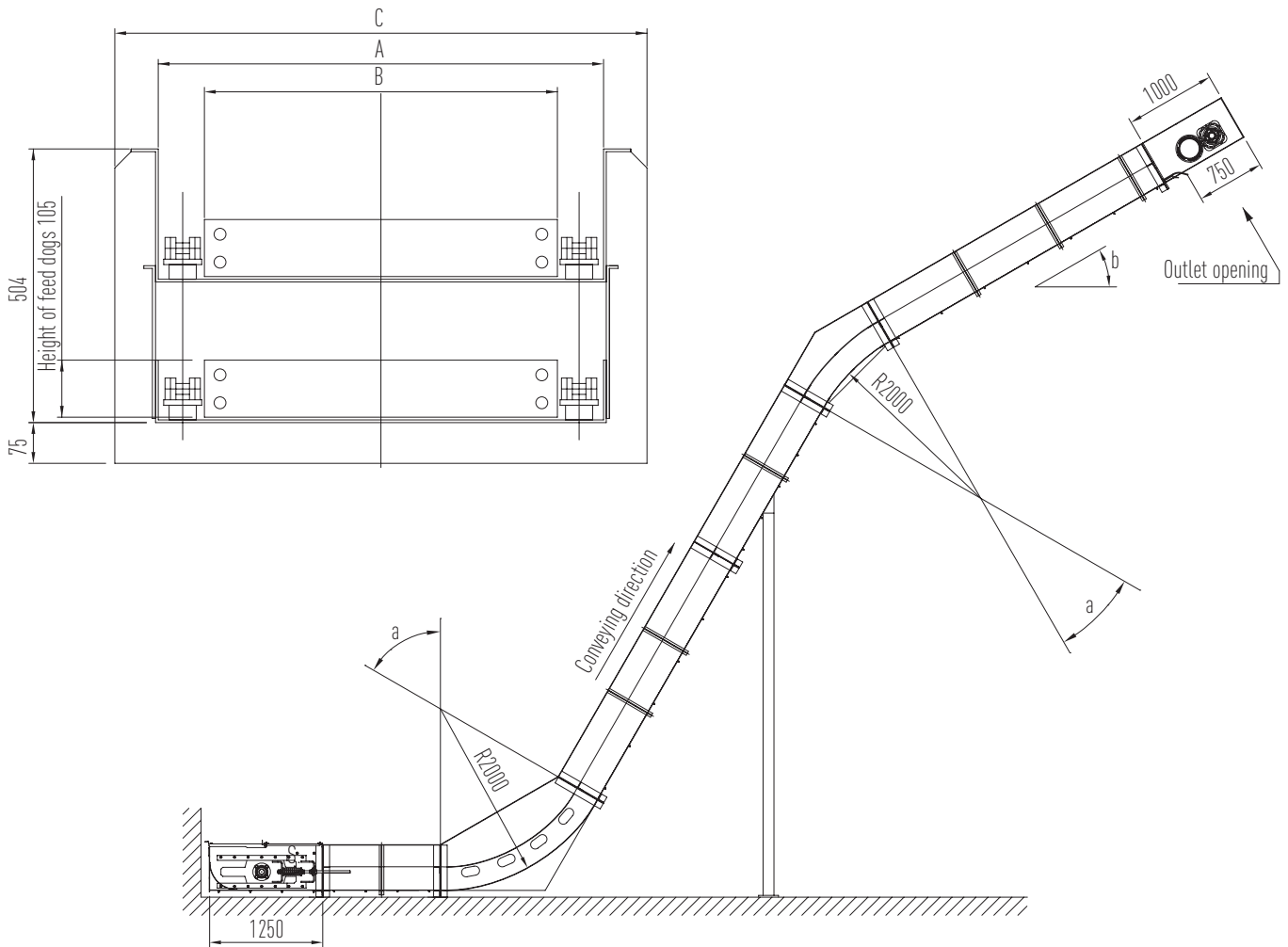
By use of upper and lower elbows the course of chain conveyors is almost on choice.

Vecoplan[®]

KKF 2K-0

Example

KKF 2K-0



DETAILS

		KKF 670-2K-0	KKF 820-2K-0	KKF 970-2K-0	KKF 1150-2K-0
Width of trough A	mm	670	820	970	1150
Width of feed dogs B	mm	490	640	790	970
Total width C	mm	830	980	1130	1310
Conveying capacity approx.*	m ³ /h	80	100	120	145

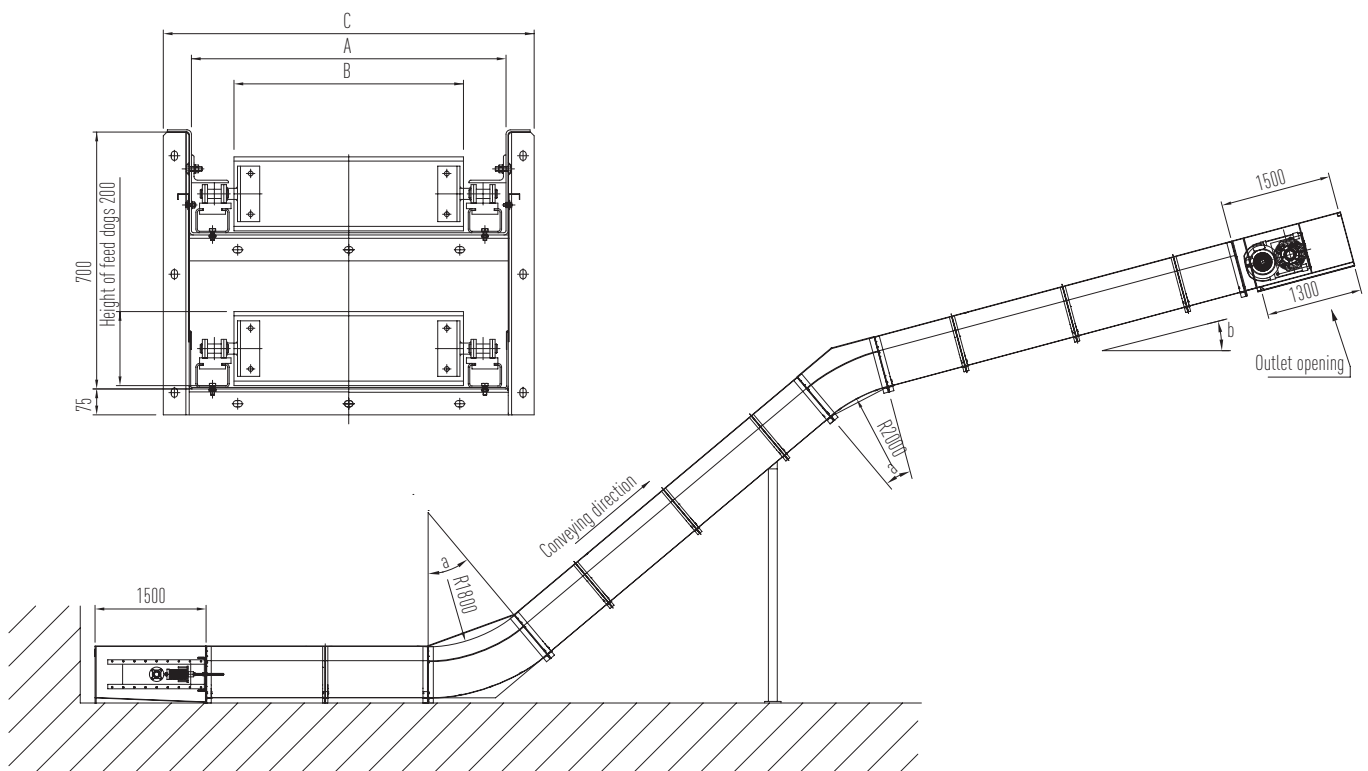
Subject to technical changes without notice / Dated 01/2010

* at conveying speed of 24 m/min. and horizontal course



Example

KKF 2K-0



DETAILS

		KKF 850-2K-0	KKF 1050-2K-0	KKF 1250-2K-0	KKF 1450-2K-0
Width of trough A	mm	850	1050	1250	1450
Width of feed dogs B	mm	620	820	1020	1220
Total width C	mm	980	1180	1380	1580
Conveying capacity approx.*	m ³ /h	185	240	295	350

Subject to technical changes without notice / Dated 01/2010


* at conveying speed of 24 m/min. and horizontal course

KKF 2K-0

TECHNOLOGY FOR A SUSTAINABLE TOMORROW



Conveying



KKF 670 / 820 / 970 / 1150-2K-0

Chain conveyors with endless chains with feed dogs in closed troughs are suitable for the transport of bulky material.

This version of Vecoplan-chain conveyors transports the material in the upper run by means of two outside conveying chains with 11.2 t breaking load. The chains run on low-wear chain guide rails and are additionally covered in the entire conveying course so that no material can get into the chain.

This version of chain conveyors is particularly suitable as a discharge conveyor e.g. after discharge silos like push & pull rod dischargers or loading-/unloading conveyors.

By use of upper and lower elbows the course of chain conveyors is almost on choice.

KKF 850 / 1050 / 1250 / 1450-2K-0

Chain conveyors with endless chains with feed dogs in closed troughs are suitable for the transport of bulky material.

This version of Vecoplan-chain conveyors transports the material in the upper run by means of two outside conveying chains with 16 t breaking load. The chains run on low-wear chain guide rails and are additionally covered in the entire conveying course so that no material can get into the chain.

This version of chain conveyors is particularly suitable as a discharge conveyor e.g. after discharge silos like push & pull rod dischargers or loading-/unloading conveyors.

By use of upper and lower elbows the course of chain conveyors is almost on choice.